


## SEC 3500 - 8 RELAY CONTROLLER



TB 1 (WIRING CONNECTION FOR POWER AND RS485)



TB 2 AND TB 3 (RELAY CONTACT WIRING)

### SPECIFICATIONS

**INPUT POWER:** 10-30 VDC

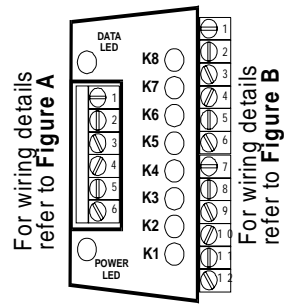
**RELAY CONTACT RATING:** 8 AMPS @ 250 VAC OR 8 AMPS @ 30 VDC

**COMMUNICATION:** ISOLATED RS485 (MODBUS)

**WEIGHT:** SEC 3500 – 8 RELAY CONTROLLER (PN 1421999) 2 LBS  
SEC 3500 – 16 RELAY CONTROLLER (PN 1422182) 3 LBS

**POWER:** SEC 3500 – 8 RELAY CONTROLLER 4 WATTS @ 24 VDC  
SEC 3500 – 16 RELAY CONTROLLER 6 WATTS @ 24 VDC

TOP VIEW OF SEC 3500 - 8  
RELAY CONTROLLER



TOP VIEW OF SEC 3500 -16  
RELAY CONTROLLER

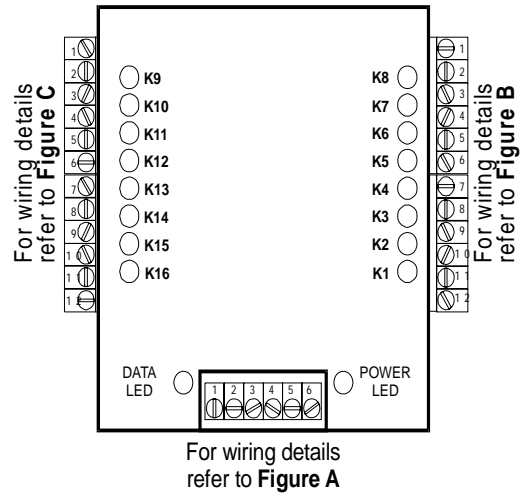


Figure A  
(TB 1)

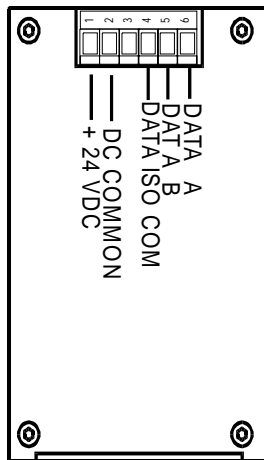


Figure B  
TB 2 (K1-K4)  
TB 3 (K5-K8)

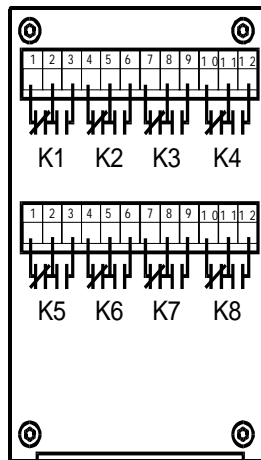
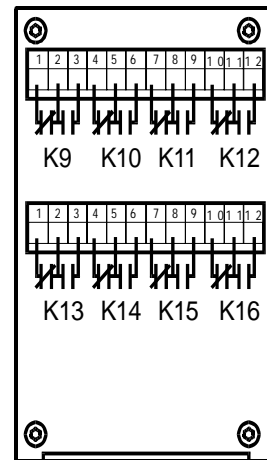


Figure C  
TB 4 (K9-K12)  
TB 5 (K13-K16)



**SEC 3500-8 RELAY CONTROLLER DIMENSIONS**

